



ROYAL

# agricultural society

OF WESTERN AUSTRALIA



## annual report

2004

# People of the Royal Agricultural Society of Western Australia

## **PATRON**

His Excellency, Lieutenant General  
John Sanderson AC  
Governor of Western Australia

## **VICE PATRON**

The Hon David Malcolm AC  
Chief Justice & Lieutenant Governor  
of Western Australia

## **PRESIDENT**

Dr Don Robertson

## **PRESIDENT ELECT**

Mr Ivan Solomon

## **IMMEDIATE PAST PRESIDENT**

Mr Lou Giglia AM

## **TREASURER**

Mr David White

## **PAST PRESIDENTS**

Mr John O'Meehan JP  
Mr John Wilding  
Mr A J Webster OAM  
Mr Peter Carter AMP, JP  
Mr Thomas Wilding  
Mr Milton Isbister

*\* It is with great sadness that the Society acknowledges the passing of Past Presidents:*

Mr Milton Isbister (August 04) and  
Mr Peter Carter AM, JP (January 05).

## **ELECTED COUNCILLORS**

Allen, Deane  
Bannister, Margaret  
Barrett, Kingsley  
Barwick, Trevor  
Bessen, Bevan  
Bourne, Ross  
Cahill, Kevin OAM  
Carter, Paul  
Dempster, Peter  
Devitt, Anthony  
Giglia, Leon  
Harding, Hugh  
Hawes, Robert  
Humphries, Vida  
Jones, Michael  
Nicholl, Colin  
Payne, William  
Pearce, Robert Dr, AM, RFD, JP  
Preston, Dudley  
Rackham, Ann  
Scott, William  
Snowball, John  
Thorn, Shirley  
Trend, William  
Venn, Christopher  
Warden, Hugh  
Wilson, Robert Dr

*Resignations in 2004 - Messrs:*

Shepherdson, Geoffrey  
Walsh, Peter  
White, Gordon

## **HONORARY LIFE MEMBERS**

Burt, Sir Francis AC KCMG QC  
Carter, Peter AMP, JP \*  
Court, Sir Charles AK, KCMG, OBE  
Howson, Jack OBE JP  
Isbister, Milton \*  
Pope, Roy  
Wilding, Thomas

*The Society acknowledges the passing of Hon Life Member: Sir Francis Burt in 2004*

## **HONORARY COUNCILLORS**

Burges, Keith  
Cunningham, Tom  
Dring, Peter  
Eaton, Ellie  
Hayes-Thompson, Robert OAM  
Gaze, Des  
Reading, Ross  
Seymour, Theo  
Shepherd, Jim AO  
Stone, Don  
Tate, John

*The Society acknowledges the passing of Hon Councillor: K Burges in 2004.*


## **CHIEF EXECUTIVE OFFICER**

Mr Bruce Rathbone

## **AUDITOR**

Deloitte Touche Tohmatsu

*The auditors are appointed at the Council Meeting following the AGM each year.*



## President's Report

The Royal Agricultural Society of Western Australia (RASWA) had a very successful and rewarding year in 2004. We celebrated one hundred years at Claremont and achieved the best ever attendance of 483,761 at the Perth Royal Show. The Show was named officially as an icon of Western Australia and the Western Australian Government kindly funded free attendance at the Show for children under 16.

Clearly our Show is popular with the public and valued as a great event for the education and entertainment of families and children. The Government support made it possible for more families to attend and they did so with enthusiasm. This was tremendously encouraging for all who contributed to make the Show successful. These contributors are the Members of RASWA, the volunteers including Councillors, RASWA staff, exhibitors and sponsors. We can all rejoice in the recognition and outcome achieved this year and resolve to use it as a great platform to build on for success in the future.

Among the highlights at this year's Show were the Guest Nation display with Tuscany representing Italy, the magnificent Landcare exhibition and the Centennial display of memorabilia and attractions from past Shows. Our Patron, His Excellency, Lieutenant General John Sanderson, Governor of Western Australia launched *Adversity and Achievement – A History of the Royal Agricultural Society of Western Australia*, copies of which may be purchased from the RASWA office.

The Tuscan exhibition was colourful and entertaining and was supported by a four day visit to WA by the President of Tuscany. In return, he has invited our State to "put the best of WA" on Show at Tuscany's premier exhibition in 2005.

The very successful Guest Nation program at the Perth Royal Show is the result of a partnership between RASWA and the Department of Industry & Resources. Malaysia will be the 2005 Guest Nation.

Strong support from the Department of Conservation & Land Management (CALM) and the Minister for Environment enables the RASWA Landcare Committee and its keen supporters to mount a display that achieves outstanding results every year.

Given the importance of landcare in the Western Australian environment and the strong community interest it engenders, this display is arguably, one of the most important at the Perth Royal Show.

The Department of Agriculture and its Minister are also valued supporters of the Rural Ambassador Award and the Centenary Pavilion which house the District Displays, as well as setting up an informative demonstration of work carried out by the Department. This is strongly endorsed by the RASWA because it is designed to stimulate the interest of young people and attract them into agricultural industries.

Besides working so effectively with Government Departments, RASWA has also been working, perhaps less visibly but very productively with affiliated Agricultural Societies. Risk Management, Insurance, GST Management, Liquor Licensing are issues we have addressed together. RASWA continues to assist with Junior Judging Competitions at various Western Australian Country Shows, funds Scholarships for Year 11 High Achievers at each of the Agricultural Colleges and is currently working with the other Royals on the award of a

Scholarship for Students in Tertiary Agricultural Courses who are actively involved in the RASWA or an affiliated Agricultural Society.

In 2004 RASWA offered for the first time discounted Membership to its Members who are also Members of an affiliated Agricultural Society. This is intended to boost Membership for both RASWA and the affiliated Agricultural Societies.

We are also seeking to assist affiliated Agricultural Societies and major sponsors by encouraging single sponsorship contracts which give sponsors exposure at the Shows of all participating Agricultural Societies. This will benefit all parties.

There are three exciting possible future projects for RASWA currently under active investigation.

The refurbishment and extension of the Centenary Pavilion is the subject of a joint bid for \$11 million to the Western Australian and Commonwealth Governments. The relocation of the Claremont Football Club to the Showgrounds is still under consideration. It would necessitate extensive externally funded improvements to facilities to meet the needs of the football club which would also be to the advantage of RASWA and Showgoers and the community of Western Australia.

RASWA has joined with Mirvac Fini to explore opportunities to redevelop the Showgrounds and make more use of the grounds outside of the Perth Royal Show while enhancing its utility of the annual Show. In particular, we are examining the opportunities and consequences of bidding for government support for the new 12,000 seat stadium. Replacing

*Continued over...*

Burswood Dome, its primary purpose is to be a venue for the Hopman Cup, but it would also be used for other events.

Examining these projects and ensuring they are to the maximum advantage of the RASWA and its constituents is a challenge that Council is pursuing diligently.

Another challenge for the future will be for Council to better meet the expectations of Members of RASWA. In recent years we have endeavoured to improve services to Members but Council is conscious that more is expected.

It was with great sadness that the Society recorded the passing of two Past Presidents – Milton Isbister and Peter Carter. Both were highly respected and will be greatly missed by us all. It was also with sadness to record the passing of Hon Life Member, Sir Francis Burt.


Mr Robert Hayes-Thompson was awarded Hon Councillor status in recognition of his valuable and long service to RASWA and Sir Charles Court was awarded Hon Life Membership for his ongoing support of RASWA.

As my term of President comes to an end Judy and I would like to acknowledge the wonderful support we have received from all quarters of the Royal Agricultural Society and its affiliated Agricultural Societies. To Councillors, Staff, Members and all those associated to RASWA thank you.

I have great confidence in handing over the baton to Mr Ivan Solomon and his wife Margery.

Dr. D.E. Robertson  
President

## 2004 Members of Council



### PRESIDENT

#### DR DON ROBERTSON PhD BSc Agric (Hons) – Age 62

Elected to Council in 1992 and became President in 2002 - his term concludes at the 2005 AGM. Chairs the Council, Management Committee, Combined Group Conference, AGM and the Guest Nation Program. During his time as a Councillor, Dr Robertson served as Councillor

In Charge of the Tom Wilding Pavilion, Sheep Dogs, Prime Lamb and Agricultural Liaison Committees and a Member of the Arena, Pigeons & Poultry, RASWA History and Photography. In 1997 he was elected to the Management Committee and in 1999 was elected Vice President. The President is an ex officio Member of all Committees.



### PRESIDENT ELECT

#### IVAN SOLOMON – Aged 67

Elected to Council in 1983, elected to Vice President in 2003 and President Elect in 2004 – if elected, he will accede to the Presidency at the 2005 AGM. Since his election to Council he has served as Ring Master (for 15 years), Councillor in Charge of the Prime Lamb, Horses in

Action, Horses Breed, Arena, Fibre & Meat Goats, Sheep Dogs and Tom Wilding Committees and a Member of the Sheep Committee. Was first elected to Management Committee in 2000 and then again in 2003. The Vice President/President Elect is an ex officio Member of all Committees.



### IMMEDIATE PAST PRESIDENT

#### LOU GIGLIA AM – Aged 64

Elected to Council in 1988 and served as President from 1999 to 2001. Awarded a Member of the Order of Australia in 2003 and the Centenary Medal. Chairman of the Agricultural Hall of Fame and Project Committees and a Member of Management, Executive, Prime Season and

Agricultural Art Committees.



### TREASURER

#### DAVID WHITE B.Bus FCPA MAICD – Aged 56

Elected to Council in 1998 and Treasurer in 2001. Chairman of the House Committee. Prior to being elected Treasurer, he served as Councillor in Charge of the Dairy Products and Tug of War Committees and a Member of the Conservation & Landcare and Fibre Goat Committees.

Was elected to Management Committee in 1999. The Treasurer is an ex officio member of all committees.



#### PAST PRESIDENTS

**JOHN O'MEEHAN JP** – Aged 69

Elected to Council in 1981 and served as President from 1996 to 1999. Chairman of the Constitution Committee and a Member of the Nomination and RASWA History Committees.



**JOHN WILDING** – Aged 81

Elected to Council in 1980 and served as President from 1993 to 1995. Chairman of the RASWA History Committee.



**JIM WEBSTER OAM** – Aged 72

Elected to RASWA Council in 1966 and served as President from 1987 to 1990. Chairman of the Agricultural Art Award Committee and a Member of the Nomination Committee.



**PETER CARTER AM JP** – Aged 82  
*(Deceased)*

Elected to RASWA Council in 1971 and served as President from 1984 to 1986. Was awarded RASWA Honorary Life Membership in 2001.  
*Passed away 1 January 2005.*



**THOMAS WILDING** – Aged 85

Elected to Council in 1958 and served as President from 1981 to 1983. Is an RASWA Honorary Life Member. Member of the Photography Committee.



**MILTON ISBISTER** – Aged 91 *(Deceased)*

Elected to RASWA Council in 1963 and served as President from 1978 to 1980. Was a RASWA Honorary Life Member.  
*Passed away 25 August 2004.*



#### ELECTED COUNCILLORS

**DEANE ALLEN** – Aged 54

Elected to the RASWA Council in 2000. Councillor in Charge of the Led Cattle Committee. Previously CIC of the Farm Animal Kingdom and Fresh Food Committees.



**MARGARET BANNISTER** – Aged 64

Elected to Council in 1987. Councillor in Charge of Creative Craft & Cookery and a Member of Management Committee, Agricultural Societies Liaison, Agricultural Art and Aged Care. Was CIC of the special 100 Year Celebrations in 2004. Previously CIC of Dogs, Horses Breed, Miss Show Girl, Floriculture, Aged Care and Agricultural Liaison Committees.



**KINGSLEY BARRETT** – Aged 54

Elected to Council in 2003. Councillor in Charge of Horses and a Member of the Arena/Entertainment Committees. Previously a Member of the Sheep Dog Committee.



**TREVOR BARWICK** – Aged 64

Elected to Council in 1985. Councillor in Charge of Fibre & Meat Goats and a Member of Bread, Street Parade, 100 Year Celebrations, Alpaca and Tom Wilding Pavilion. Previously, CIC of Bread, Farm Animal Kingdom, the Centenary and Tom Wilding Pavilion Committees and a Member of the Rabbit, District Displays, Cavies, Sheaf Tossing, Farm Animal Kingdom, Tug of War, Farm Animal Nursery, District Displays and Street Parade Committees.



**BEVAN BESSEN** – Aged 51

Elected to Council in 1996. Councillor in Charge of the Conservation & Landcare (for the past eight years) and Poultry & Pigeons Committee and a Member of the Agricultural Liaison Committee.

# 2004 Members of Council



**ROSS BOURNE FAICD – Aged 72**

Elected Treasurer in 1995 and to Council in 2001. Councillor in Charge of Photography and Dairy Products and a Member of the Agricultural Liaison, Sheep and Dogs Committees.



**KEVIN CAHILL OAM – Aged 71**

Elected to Council in 1983. Awarded a Medal of the Order of Australia in 2004. Councillor in Charge of the Sheep and Governor's Cup Committees and Member of the Constitution, Agricultural Schools Competition and Fibre & Meat Goats

Committees. Previously, CIC of Apiculture, Pigs, Trade Pigs, Farm Day, Farm Skills, Trade Cattle, District Displays, Tom Wilding and Floriculture Committees.



**PAUL CARTER – Aged 41**

Elected to Council in 1994. Councillor in Charge of Arena/Entertainment Committee and Ring Master. Member of the Management and Horse Committees.

Previously CIC of the Floriculture, Apiculture, Centenary Pavilion, House Committees and a Member of Sheep, Wine, District Displays and Fashion Parade Committees.



**PETER DEMPSTER – Aged 62**

Elected to Council in 1993. Councillor in Charge of Sheep Shearing and Prime Lamb and Member of the Sheep Dogs and Project Committees.



**ANTHONY DEVITT – Aged 60**

Elected to Council in 2004. Member of Wine, Youth Focus and Dairy Goats Committees.



**LEON GIGLIA – Aged 42**

Elected to Council in 1996. Councillor in Charge of Farm Animal Kingdom and Member of Entertainment/Arena. Previously Councillor responsible for Prime Season, and CIC of Cattle and Fresh Produce Committees and Member of Management Committee.



**HUGH HARDING – Aged 61**

Elected to Council 2004 through Casual Vacancy. Member of Sheep Shearing, Wool, Conservation & Landcare, Fibre & Meat Goats and Trade Cattle Committees.



**ROBERT HAWES MA (CANTAB) – Aged 66**

Elected to Council in 1996. Councillor in Charge of the Bread, Youth Focus, Alpacas, Sheep Dogs & Tom Wilding Pavilion Committees. Previously CIC of the Horses in Action, Horses and Focus Agriculture Committees and a Member of the Horses

Breed and the Farm Animal Kingdom Committees.



**VIDA HUMPHRIES – Aged 52**

Elected to Council in 2002. Councillor in Charge of the Street Parade and Coordinator of the Sheep Pavilion and a Member of the Rural Ambassador, Sheep, Wool and Meat & Fibre Goat Committees.



**MICHAEL JONES – Aged 68**

Elected to Council in 1988. Councillor in Charge of the Combined Group Conference, Junior Judging and Agricultural Liaison Committees and a Member of the Wine Committee.

Previously CIC of the Agricultural Schools Competition, Cattle, Trade Cattle Committees and Coordinator of the Wine Committee (for four years) and Member of Management Committee.



**COLIN NICHOLL – Aged 63**

Elected to Council in 2004. Councillor in Charge of Wool Committee and Member of Heritage and Project Committees.



**JOHN SNOWBALL – Aged 47**

Elected to Council in 1999. Councillor in Charge of the Wine Committee and Member of the Constitution, Wood Chop and Membership Committees. Previously, CIC of Dairy Products, Photography and Agricultural Liaison Committees and Member of the Agricultural Art, Open Art, District Displays and Rural Ambassador Committees.



**WILLIAM PAYNE – Aged 53**

Elected to Council in 1994. Councillor in Charge of the Animal Nursery and Dog Committees and a Member of the Management and Agricultural Liaison Committees. Previously, CIC of the Horse Breeds Committee and a Member of the Sheep, Arena and Horses in Action Committees.



**SHIRLEY THORN JP CF – Aged 68**

Elected to Council in 1998. Councillor in Charge of the Rural Ambassador, District Display, Centenary Pavilion, Floriculture Committees and Member of Management, Membership, Project and Rural Achiever Committees. Previously, CIC of Membership, Miss Showgirl, Street Parade and Rural Achiever Committees and Member of the House Committee.



**DR ROBERT PEARCE AM RFD JP – Aged 64**

Elected to Council in 1989. Councillor in Charge of the Art and Rural Achiever Committees and Member of the Constitution, RASWA History, Cats, Cavy, Rabbits and Creative Crafts & Cookery Committees. Previously, CIC of the Dog and Rural Achiever Committees and a Member of the Wine, Cat and Horses Committees.



**WILLIAM TREND – Aged 49**

Elected to Council in 2004 through Casual Vacancy. Member of Membership, Youth Focus, Dairy goats, Sheep, and Dairy Products Committees.



**DUDLEY PRESTON – Aged 73**

Elected to Council in 1993. Councillor in Charge of the Cat, Rabbit, Cavy, Wood Chop and Heritage Committees and Member of the Trade Cattle Committee. Previously CIC of the Colin Pearse Trade Cattle Committee.



**CHRISTOPHER VENN – Aged 51**

Elected to Council in 2003. Councillor in Charge of Membership, Inventions and Agricultural Colleges & Schools Competition and Member of the Tom Wilding Pavilion, Sheep Shearing Committees.



**ANN RACKHAM – Aged 57**

Elected to Council in September 2004 through Casual Vacancy. Councillor in Charge of the Prime Season Committee and Member of the Floriculture Committee.



**HUGH WARDEN – Aged 69**

Elected to Council in 1994. Councillor in Charge of Trade Cattle, Coordinator of Cattle and a Member of the Led Cattle, Floriculture, Centenary Pavilion and District Displays Committees. Previously, CIC of the Sheep Committee and Member of the Wool and Sheep Shearing Committees.



**WILLIAM SCOTT – Aged 65**

Elected to Council 2004. Member of Animal Nursery and Poultry & Pigeons Committees.



**DR ROBERT WILSON – Aged 56**

Elected to Council in 2003. Councillor in Charge of Apiculture and Fresh Food Committees and Member of the Management, Art, Photography, Sheep Dogs and Constitution Committees. Previously CIC of Prime Lamb.

# Meeting attendance and rotation

The table below sets out the 2004 Councillors, their attendance and retirement rotations.

Name	Notes	No. of Meetings			Rotation			
		11 x Council	PRS Board-suspended March 03	11 x Management Committee	2005	2006	2007	2008
<b>President</b>								
Robertson, Don (Dr)		11		11				
<b>President Elect</b>								
Solomon, Ivan	a	11		10	*			
<b>Immediate Past President</b>								
Ciglia, Lou	b	10		10				
<b>Treasurer</b>								
White, David		11		11	*			
<b>Past Presidents</b>								
O'Meehan, John		10						
Wilding, John		11						
Webster, Jim		9						
Carter, Peter	c	3						
Wilding, Tom		7						
Isbister, Milton	d	0						
<b>Councillors</b>								
Allen, Deane		11						*
Bannister, Margaret	e	10 (1 x LOA)		5		*		
Barrett, Kingsley		10 (1 x LOA)						*
Barwick, Trevor		10 (1 x LOA)			*			
Bessen, Bevan		7 (3 x LOA, 1 x A)						*
Bourne, Ross		10 (1 x LOA)				*		
Cahill, Kevin		10 (1 x LOA)					*	
Carter, Paul		7 (2 x LOA, 2 x A)		9				*
Dempster, Peter		9 (1 x LOA, 1 x A)			*			
Devitt, Anthony	f	8 (2 x LOA)				*		
Ciglia, Leon		9 (2 x LOA)					*	
Harding, Hugh	g	9 (1 x LOA, 1 x A)			*			
Hawes, Robert		11			*			
Humphries, Vida		8 (2 x LOA, 1 x A)					*	
Jones, Michael	h	9 (2 x LOA)		1	*			
Nicholl, Colin	i	8 (2 x LOA, 1 x A)				*		
Payne, William	j	6 (2 x LOA, 3 x A)		8		*		
Pearce, Robert (Dr)		10 (1 x LOA)						*
Preston, Dudley		11					*	
Rackham, Ann	k	3				*		
Scott, William	l	10			*			
Shepherdson, Geoffrey	m	2			R*			
Snowball, John		10 (1 x A)						*
Thorn, Shirley	b	11		8		*		
Trend, William	n	7 (1 x A)					*	
Venn, Christopher		10 (1 x A)					*	
Walsh, Peter	o	R					R*	
Warden, Hugh		8 (1 x LOA, 2 x A)					*	
White, Gordon	p	5 (1 x A)		6		R*		
Wilson, Robert (Dr)	j	8 (1 x LOA, 2 x A)		9				*

The attendance figures reflect those who attended meetings between February to December 2004. Each year, seven of the twenty-eight Councillors retire. They are eligible for re-election. The rotation above sets out the respective years of retirement.

**NOTES:** **a)** Elected to President Elect March 2004 - I Solomon **b)** Elected to Management Committee March 2004 for 1 year - for re election 2005 - L A Giglia & S Thorn **c)** Passed away 1 January 2005 - Past President Peter T Carter **d)** Passed away August 2004 - Past President M Isbister **e)** Elected to Management Committee August 2004 - M Bannister - to replace G White - for re election 2006 **f)** Elected to Council March 2004 - A Devitt - to replace G Brockway - for re election 2006 **g)** Elected to Council April 2004 - H Harding - Casual Vacancy - G Shepherdson - for re election 2005 **h)** Resigned from Management Committee March 2004 - M Jones **i)** Elected to Council March 2004 - C Nicholl - to replace R Hayes-Thompson - for re election 2006 **j)** Elected to Management Committee March 2004 for three years - for re election 2007 - W Payne & R Wilson **k)** Elected to Council September 2004 - A Rackham - Casual Vacancy - G White - for re election 2006 **l)** Elected to Council March 2004 - W Scott - to replace D Forrest - for re election 2005 **m)** Resigned from Council March 2004 - G Shepherdson **n)** Elected to Council April 2004 - W Trend - Casual Vacancy - to replace P Walsh - for re election 2007 **o)** Resigned from Council February 2004 - P Walsh **p)** Resigned from Council August 2004 - G White



## CEO's Report

I write this report on the 2004 year with a deep sense of appreciation for the enormous effort and contribution from the RASWA's Volunteers, Councillors, Officials, Members and Staff who by year end broke virtually every previous RASWA performance record.

2004 saw the best Perth Royal Show attendance ever, the best paid entry ratio and the best positive operating cashflow on record, reflecting positively on our borrowings position.

In all, 2004 produced an excellent outcome and on behalf of the Society, I wish to thank everyone for their efforts, in particular, the over 2,000 volunteers who gave up their time and expertise to make the Show a success. The Society values its volunteers and continues to research and develop the means of attracting and rewarding those who form the very foundation of the Society's purpose and existence.

In the year that we celebrated the Society's 100th year at Claremont Showgrounds we were recognised by the State Government as part of Western Australia's 175th Foundation Anniversary with the honour of being nominated a Western Australian Icon. This recognition included the provision of free entry for children to the 2004 Perth Royal Show. Community support for this generous offer was significant with 483,761 people taking up the opportunity to visit the Show and to learn about our great State.

When I first joined the RASWA family it was one of my greatest hopes to see the Society continue to be relevant in the lives of Western Australians of all ages. I am greatly heartened to see that 2004 has confirmed the ongoing part that the Perth Royal Show plays within the social and cultural fabric of the Western Australian community.

The Perth Royal Show clearly brings more West Australians together in a sense of community than any other annual event.

The Perth Royal Show is the public face of the RASWA. Beyond the Show, the Society works hard to fulfil its charter to service our Members and affiliated Agricultural Societies.

In 2004, the RASWA sponsored the joint venture Urban Scrawl Project which brought together a number of young people and the Western Australian Police into a magnificent art project on the RASWA's boundary wall along the railway line.

A number of written compliments from local residents and train commuters gives testament to what can be achieved by working towards the positive in a sense of community, appreciation, value and worth.

The RASWA continues to see successes flowing from its community involvement with all of the interstate Royal Shows. 2004 saw the signing of a nationwide Regional Scholarship Program with Coca-Cola Amatil. In 2005 approximately 35 scholarships will be awarded across the nation.

The RASWA continues to foster the development of the next generation in agriculture by further sponsoring a number of scholarships across various agricultural colleges in Western Australia.

The Society maintained its support for affiliated regional Agricultural Societies by providing Risk Management services to assist societies meet criteria essential for Gap Insurance cover through the State Government Community Insurance Fund.

As a result of the great success of the 2004 Perth Royal Show the RASWA undertook to pay for affiliated

Agricultural Societies' 2004 Gap Insurance, saving individual Societies many thousands of dollars.

The very positive outcome in the risk management area for 2004 was the return of an Australian insurer to the market for which Gap Insurance was required. The good news is that the Group Insurance Scheme negotiated by the RASWA on behalf of the affiliated Agricultural Societies will in 2005 cover the 2004 risk gaps, subject to each Society meeting its Risk Management obligations under the policy.

While the RASWA works hard on many fronts, along with all not-for-profit, charitable organisations, it continues to be faced with an unrelenting regulatory environment in which it operates.

During 2004 many changes within the workers' compensation, environmental and corporate governance legislation have placed increasing workloads and personal liability risks upon Councillors and senior staff with personal penalties in the order of up to \$250,000 and imprisonment for serious breaches.

All of this means that Councillors and senior staff must devote increasing time and effort to compliance and sound corporate governance as these functions continue to evolve into more specialised areas of management responsibility.

My personal thanks go out to all of the Councillors, Members, Volunteers, Staff, Sponsors and supporting groups and the all time record crowd that made 2004 a year to remember.

B J Rathbone  
Chief Executive Officer



# RASWA Governance

The Council of the Royal Agricultural Society of Western Australia (RASWA) is committed to best practice and principles of good governance. In this regard it has taken a number of initiatives to develop and implement appropriate systems for achieving good governance in terms of the Australian Standard 8000-2003, Good Governance Principles, approved by the Council of Standards Australia in May 2003.

The task of reviewing internal systems and processes has presented demands on management and will take time to complete. This is acknowledged by Council and it has employed the skills of suitably qualified consultants where necessary to assist and expedite the process.

## **Constitution**

As stated in last year's Annual Report, the Council had at that time recognised the need to review the RASWA Constitution and appointed a special committee for this purpose. Although there were no major deficiencies in the existing document, the RASWA Constitution had not been reviewed in its entirety for many years.

That review has now been completed and Council will present a revised Constitution for the consideration and, if appropriate, adoption by Members.

Some of the more significant matters covered by the Constitution are:

- (a) the objects of the RASWA;
- (b) membership, including classes of Members, privileges, subscriptions, disqualification and meetings;
- (c) the RASWA Council, including its powers, composition, meetings, and the election and removal of Councillors;

- (d) committees, including the Royal Show Board, Management Committee, Executive Committee and the appointment of other committees and sub-committees;
- (e) the appointment and removal of the Auditor; and
- (f) other administrative matters, including records management.

## **Council**

The Council is comprised of a President, 28 elected Councillors including the Vice President, and a Treasurer. Councillors are elected by postal ballot votes from the membership of the Society. Past Presidents can choose to continue to have responsibilities and privileges of Councillors.

## **Committees**

The Council has overall responsibility to conduct the affairs of the Society. It operates through a number of committees and sub-committees. The President, Vice-President and Treasurer are ex-officio members of all committees and sub-committees of the Council and no section committee or sub-committee may be established without the approval of Council. All sub-committees must include a member of the Management Committee together with not less than one other Councillor. The current standing committees of the Council are:

- (a) the Management Committee which is responsible for the day to day management of the business of the RASWA, subject to certain specified matters which are not delegated;
- (b) the Executive Committee which is empowered to meet when, in the opinion of the President or Chief Executive Officer, an emergency situation arises which requires an immediate decision; and

- (c) the Royal Show Board which is empowered to oversee and coordinate the activities of various sub-committees appointed by the President in conjunction with Council, charged with the responsibility of planning the Perth Royal Show. This committee was placed into recess in 2003 and its responsibilities reverted to Council.

The terms under which each of these committees are appointed and function will be reviewed by Council if the new RASWA Constitution is adopted by Members.

## **Regulations and procedures**

The review of the RASWA Constitution conducted in 2004 has highlighted a number of regulations and procedures that require further consideration by Council; a process that is expected to be completed during 2005. The regulations and procedures serve to reinforce existing systems and processes within RASWA.


## **Compliance**

Council has adopted a Compliance Reporting Plan requiring management to provide immediate disclosure of all material matters regarding the Society.

The program also includes reports to Council on a regular basis covering key areas such as Financial Performance, Complaints, Crisis Management, Occupational Health & Safety, Risk Management, Insurance, Legal, Information Technology, the Environment and Human Resources.

## **Code of conduct**

The Council has recognised the need to adopt a Code of Conduct which will aim to maintain the highest ethical standards and accountability by all employees and office bearers of RASWA. Employees and office bearers are required to respect the law, respect confidentiality, avoid



conflicts of interest, act in the best interests of RASWA Members and act with honesty, integrity and decency at all times.

The RASWA Code of Conduct will be developed during 2005 and put forward for adoption by Council.

### **Risk management**

A review of the risk exposures associated with conducting the Show is undertaken annually. The risks are identified, quantified, assessed and a management plan agreed in accordance with ASNZ 4360.

The insurance program is revised each year to ensure that all major insurable risk exposures are covered by the programme.

The Risk Management Plan and the insurance programme are reviewed and approved by Council.

### **Budgets and planning**

The Council's responsibilities include the adoption of an operating budget at the commencement of each year and monitoring progress on a regular basis against budget by both financial and non-financial key performance indicators. It is also responsible for monitoring and overseeing the RASWA's financial position and to ensure that satisfactory arrangements are in place for auditing the RASWA's financial affairs.

The Council is also responsible for determining the strategic direction of the RASWA and to measure performance against approved strategies. In this regard, the Council has recognised the need to develop a formal long-term strategic planning process.

# Financial Statements

## Statement of Financial Performance for the year ended 31 December 2004

Note	2004 \$	2003 \$
<b>REVENUE</b>		
Royal Show income	7,639,904	7,252,629
Government grant	1,755,236	-
Membership subscriptions	212,560	203,310
Non-Royal Show income -		
• Letting - grounds and buildings	945,761	840,675
• Recovery - Breed Societies	14,239	14,497
• Recovery - electricity, materials, labour and other expenses	183,694	248,193
• Interest	64,819	9,823
• Sundry revenue	28,885	19
<b>Revenue from ordinary activities</b>	<b>10,845,098</b>	<b>8,569,146</b>
<b>EXPENDITURE</b>		
Royal Show expenses	5,452,563	5,468,484
Administration expenses	2,303,457	1,821,485
Breed Societies expenses	12,673	18,849
Interest and borrowing costs	260,834	274,820
Gratuity - Town of Claremont	97,284	48,812
Upkeep of Showgrounds	861,559	900,361
Written down value of plant and equipment written off	82,431	142,382
<b>Total Expenditure</b>	<b>9,070,801</b>	<b>8,675,193</b>
<b>Net profit/(loss) from Ordinary Activities attributable to Members of the Society</b>	<b>1,774,297</b>	<b>(106,047)</b>

## Statement of Financial Position at 31 December 2004

Note	2004 \$	2003 \$
<b>CURRENT ASSETS</b>		
Cash assets	3 3,283,621	11,914
Receivables	4 364,166	520,248
Inventories	34,394	29,052
Other	14,913	82,399
<b>Total current assets</b>	<b>3,697,094</b>	<b>643,613</b>
<b>NON - CURRENT ASSETS</b>		
Property, plant and equipment	5 14,555,506	15,170,429
<b>Total non-current assets</b>	<b>14,555,506</b>	<b>15,170,429</b>
<b>Total assets</b>	<b>18,252,600</b>	<b>15,814,042</b>
<b>CURRENT LIABILITIES</b>		
Current interest-bearing liabilities	6 1,073,107	1,833,499
Payables	7 719,376	349,286
Provisions	8 146,863	144,408
Other	17,555	273,314
<b>Total current liabilities</b>	<b>1,956,901</b>	<b>2,600,507</b>
<b>NON - CURRENT LIABILITIES</b>		
Non-current interest-bearing liabilities	6 2,914,530	1,637,638
Provisions	8 69,040	38,065
<b>Total non-current liabilities</b>	<b>2,983,570</b>	<b>1,637,638</b>
<b>Total liabilities</b>	<b>4,940,471</b>	<b>4,276,210</b>
<b>Net assets</b>	<b>13,312,129</b>	<b>11,537,832</b>
<b>Represented by accumulated funds</b>	<b>12 13,312,129</b>	<b>11,537,832</b>

Notes to the financial statements are included on pages 12-16

## Statement of Cash Flows

for the year ended 31 December 2004

	Note	2004 \$	2003 \$
<b>Cash flows from operating activities</b>			
• Receipts from Royal Show		7,771,488	7,316,839
• Receipts from Government grant		1,755,236	-
• Receipts from Non-Royal Show letting		964,295	884,148
• Receipts from recoveries		180,542	233,721
• Receipts from sundry revenue		27,862	8,167
• Receipts from membership subscriptions		212,440	203,310
• Payments to suppliers and employees		(7,614,498)	(7,542,316)
• Interest received		64,819	9,823
• Interest paid		(260,834)	(275,324)
<b>Net cash provided by operating activities</b>	<b>15</b>	<b>3,101,350</b>	<b>838,368</b>
<b>Cash flows from investing activities</b>			
• Payment for property, plant and equipment		(346,143)	(471,250)
<b>Net cash used in investing activities</b>		<b>(346,143)</b>	<b>(471,250)</b>
<b>Cash flows from financing activities</b>			
• Proceeds from borrowings		1,299,999	549,985
• Repayment of borrowings		(722,313)	(621,547)
<b>Net cash provided by / (used in) financing activities</b>		<b>577,686</b>	<b>(71,562)</b>
<b>Net increase in cash held</b>		<b>3,332,893</b>	<b>295,556</b>
<b>Cash at the beginning of the financial year</b>			
• Cash and deposits		11,914	6,358
• Bank overdraft		(61,186)	(351,186)
		(49,272)	(344,828)
<b>Cash at the end of the financial year</b>			
• Cash and deposits		3,283,621	11,914
• Bank overdraft		-	(61,186)
		3,283,621	(49,272)
<b>Net movement for year</b>		<b>3,332,893</b>	<b>295,556</b>

Notes to the financial statements are included on pages 12-16

# Financial Statements continued

## Notes to and forming part of the Accounts

for the year ended 31 December 2004

### NOTE 1 - Summary of significant accounting policies

#### Basis of accounting

The financial report is a general purpose financial report which has been prepared in accordance with applicable Accounting Standards, Urgent Issues Group Consensus Views and other requirements of the law.

The financial report has been prepared on the basis of historical cost and except where stated, does not take into account changing money values or current valuations of non-current assets. Cost is based on the fair values of the consideration given in exchange for assets.

Accounting policies are selected and applied in a manner which ensures that the resulting information satisfies the concepts of relevance and reliability, thereby ensuring that the substance of the underlying transactions or other events is reported.

#### Significant accounting policies

The following significant accounting policies have been adopted in the preparation and presentation of the financial report:

- (a) Revenue recognition - Revenue from the sale of goods is recognised when the Society has passed control of the goods to the buyer. Revenue from the provision of services is recognised when the Society has completed its obligations under the contract.
- (b) Income Tax - The Society is exempt from income tax under Section 23(h) of the Income Tax Assessment Act.
- (c) Receivables - Trade receivables and other receivables are recorded at amounts due less any provisions for doubtful debts.
- (d) Inventories - Inventories are held for consumable purposes and are recorded at the lower of cost or net realisable value.
- (e) Property, plant and equipment - All non-current assets are initially recorded at cost, being the purchase consideration paid at the date of acquisition plus costs incidental to the acquisition.  
  
All non-current assets except land are depreciated over their expected economic lives using the reducing balance method. The following rates are used in the calculation of depreciation:
  - Buildings 5%
  - Improvements to showgrounds 5%
  - Plant and equipment 5% - 40%
- (f) Recoverable amount of non-current assets - Non-current assets are written down to recoverable amount where the carrying value of any non-current asset exceeds its recoverable amount. Recoverable amount is determined as the present value of the amount expected to be recovered through the cash inflows and outflows arising from the continued use and subsequent disposal of the non-current asset.
- (g) Payables - Trade payables and other accounts payable are recognised when the Society becomes obliged to make future payments resulting from the purchase of goods and services.
- (h) Interest bearing liabilities - All bank loans and other loans are recorded at an amount equal to the net proceeds received. Interest expense is recognised on an accrual basis.
- (i) Employee entitlements - Provision is made for benefits accruing to employees in respect of wages and salaries, annual leave and long service leave when it is probable that settlement will be required and they are capable of being measured reliably.  
  
Provisions made in respect to employee entitlements expected to be settled within 12 months are measured at their nominal values using the remuneration rates expected to apply at the time of settlement.  
  
Provisions in respect to employee entitlements not expected to be settled within 12 months are measured as the present value of estimated future cash outflows to be made by the Society in respect of services provided by employees up to reporting date.
- (j) Income in advance - Income in advance comprises deposits received for the letting of facilities for specific events that have yet to occur.
- (k) Goods and services tax - The net amount of GST recoverable from, or payable to, the taxation authority is included as part of receivables or payables. Cash flows are included in the Statement of cash flows on a gross basis. The GST component of cash flows arising from investing and financing activities which is recoverable from, or payable to, the taxation authority is classified as operating cash flows.

**NOTE 2 - Profit from ordinary activities**

Profit from ordinary activities includes the following:

	2004	2003
	\$	\$
<b>Expenses</b>		
Net doubtful debts expense	24,498	-
Depreciation expense	878,635	939,911
Writeoff of PPE	82,431	-
Loss on disposal of PPE	-	142,382
Writedown of inventory	2,653	-
<b>Auditor's remunerations</b>		
Auditing the financial report	20,000	14,000

**NOTE 3 - Cash assets**

Cash at bank	3,283,621	11,914
--------------	-----------	--------

**Cash balances not available for use**

Restrictions exist upon the use of cash disclosed at the end of the financial year, as they relate to trust funds held on behalf of various non-operative Agricultural Societies. The balance of the restricted funds are as follows:

Restricted funds	2,721	2,869
------------------	-------	-------

**NOTE 4 - Receivables**

Trade debtors	112,279	350,117
Provision for doubtful debts	(26,248)	(1,750)
	86,031	348,367
GST receivable	278,135	171,881
	364,166	520,248

**NOTE 5 - Property plant & equipment**

	Land	Buildings	Showgrounds improvements	Plant and equipment	Total
	\$	\$	\$	\$	\$
<b>Gross carrying amount – at cost</b>					
Balance at 1/1/2004	29,565	15,075,646	5,429,890	5,095,944	25,631,045
Additions	-	1,848	186,047	158,248	346,143
Write offs	-	(15,075)	(6,007)	(959,722)	(980,804)
Balance at 31/12/2004	29,565	15,062,419	5,609,930	4,294,470	24,996,384
<b>Accumulated depreciation</b>					
Balance at 1/1/2004	-	(6,122,303)	(1,633,429)	(2,704,884)	(10,460,616)
Write offs	-	13,474	4,690	880,209	898,373
Depreciation expense	-	(447,280)	(199,537)	(231,818)	(878,635)
Balance at 31/12/2004	-	(6,556,109)	(1,828,276)	(2,056,493)	(10,440,878)
<b>Net book value</b>					
As at 1/1/2004	29,565	8,953,343	3,796,461	2,391,060	15,170,430
As at 31/12/2004	29,565	8,506,310	3,781,654	2,237,977	14,555,506

Property, plant and equipment is carried at cost. The Councillors commissioned a valuation of the land from the Department of Land Information (Government of Western Australia) who reported that on a 'current use land value', the land was valued at \$47.5 million. Given that the value of Land is significantly above cost, no adjustments have been posted to the amounts recorded in the financial statements.

# Financial Statements continued

## Notes to and forming part of the Accounts

for the year ended 31 December 2004

### NOTE 6 - Interest bearing liabilities

	2004	2003
	\$	\$
<b>Current interest-bearing liabilities</b>		
Bank overdraft (b)	-	61,186
Secured Loans (a)	1,050,000	-
Unsecured Loans (b)	-	1,750,000
Unsecured Loans	23,107	22,313
	1,073,107	1,833,499
<b>Non-current interest-bearing liabilities</b>		
Secured Loans (a)	2,300,000	-
Unsecured Loans (b)	-	1,000,000
Unsecured Loans	614,530	637,638
	2,914,530	1,637,638

(a) These loans are secured by a Registered Mortgage over the Society's land holdings.

(b) In 2003, these borrowings were unsecured. The Society provided a negative pledge to its bankers over its assets.

### NOTE 7 - Payables

Trade creditors	227,766	193,662
Accruals	491,600	155,624
	719,376	349,286

### NOTE 8 - Provisions

#### Current

Employee benefits	146,863	144,408
	146,863	144,408

#### Non-current

Employee benefits	69,040	38,065
The aggregate amount of employee benefits recorded in the financial statements amounts to:	215,903	182,473

### NOTE 9 - Related party disclosures

The names of the Councillors of the Society during the year are shown on the inside cover of this Annual Report.

#### Councillor related entity transactions

- During the year, consulting services were provided to the Society by Bessan Consulting Services trading as Tuna Blue Pty Ltd, a company in which Bevan Bessan has an interest. Total costs paid to Tuna Blue Pty Ltd during the year amounted to \$1,901 (2003: \$nil).
- During the year, financial services were provided to the Society by Provident Financial Services, a company in which Paul Carter has an interest. Total costs paid directly or indirectly to Provident Financial Services during the year amounted to \$3,222 (2003: \$683).
- In addition to the above related entity transactions, certain Councillors were reimbursed for expenses incurred on behalf of the Society.
- All related party transactions occurred in the normal course of business and were on normal commercial operating terms.

### NOTE 10 - Remuneration of Members of Council

Total income paid to Members of Council in respect of the financial year amounted to :	21,153	20,202
----------------------------------------------------------------------------------------	--------	--------

The number of Members of Council whose income falls within the following bands:	\$0 - \$ 9,999	36	36
	\$10,000 - \$19,999	1	1

Included in the amounts above are the following payments:

• President - motor vehicle and telephone	16,624	17,673
• President Elect - travel allowance	3,750	-
• Treasurer - telephone	779	2,529

No other Members of Council receive any remuneration.

## NOTE 11 - Financial instruments disclosures

(a) **Significant accounting policies** - Details of the significant accounting policies and methods adopted, including the criteria for recognition, the basis of measurement and the basis on which revenues and expenses are recognised, in respect to each class of financial assets, financial liability and equity instruments are disclosed in note 1 to the financial statements.

(b) **Interest rate risk** -

	Fixed interest rate	Floating interest maturing in year or less	Non interest bearing	2004 Total	Fixed interest rate	Floating interest maturing in year or less	Non interest bearing	2003 Total
	\$	\$	\$	\$	\$	\$	\$	\$
<b>Financial assets</b>								
Receivables	-	-	364,166	364,166	-	-	520,248	520,248
Cash	-	3,282,621	1,000	3,283,621	-	11,314	600	11,914
	-	3,282,621	365,166	3,647,787	-	11,314	520,848	532,162
Interest rate		0.1% - 5.2%				0.1% - 4.2%		
<b>Financial liabilities</b>								
Payables	-	-	719,376	719,376	-	-	349,286	349,286
Bank overdraft	-	-	-	-	-	61,186	-	61,186
Loans payable within one year	23,107	1,050,000	-	1,073,107	1,772,313	-	-	1,772,313
Loans payable within the next two to five years	2,914,530	-	-	2,914,530	1,637,638	-	-	1,637,638
	2,937,637	1,050,000	719,376	4,707,013	3,409,951	61,186	349,286	3,820,423
Interest rate	3.5% - 7.9%	3.5% - 8.2%			3.5% - 8.1%	3.5% - 8.1%		
Net financial assets	(2,937,637)	2,232,621	(354,210)	(1,059,226)	(3,409,951)	(49,872)	171,562	(3,288,261)

(c) **Credit rate risk** - The carrying amount of financial assets recorded in the financial statements net of any provisions for losses represents the maximum exposure to credit risk without taking into account the value of any collateral or other security obtained.

(d) **Net fair value** - The carrying amount of financial assets and liabilities recorded in the financial statements represents their respective net fair values, determined in accordance with accounting policies disclosed in Note 1 of the financial statements.

## NOTE 12 - Accumulated funds

	2004	2003
	\$	\$
Balance at the beginning of the financial year	11,537,832	11,643,879
Net Profit / (Loss)	1,774,297	(106,047)
Balance at the end of the financial year	13,312,129	11,537,832

## NOTE 13 - Number of employees

	2004	2003
Number of employees at the end of the financial year	33	30

# Financial Statements continued

## Notes to and forming part of the Accounts

for the year ended 31 December 2004

### NOTE 14 - Segment information

All business operations are in Australia and relate to operating an annual Show together with using the Society's Showgrounds as an exhibition and trade promotion centre.

### NOTE 15 - Notes to the Statement of Cash Flows

	2004	2003
	\$	\$
Net Profit / (Loss)	1,774,297	(106,047)
Add back non-cash items:		
Depreciation	878,635	936,911
Write off of PPE	82,431	-
Loss on disposal of PPE	-	142,382
Inventory writeoff	2,653	-
Doubtful debt expense	24,498	-
Changes in net assets and liabilities:		
Decrease / (increase) in receivables	131,584	(340,067)
Decrease / (increase) in inventories	(7,995)	12,190
Decrease / (increase) in other current assets	67,486	(59,221)
Increase / (decrease) in payables	370,090	14,325
Increase / (decrease) in provisions	33,430	(17,135)
Increase / (decrease) in other current liabilities	(255,759)	255,048
<b>Net cash provided by operating activities</b>	<b>3,101,350</b>	<b>838,368</b>

### Financing facilities

Firmly committed financing facilities of \$4,450,000 (2003: \$4,109,951) were available to the Society as at the end of the financial year. As at balance date \$3,350,000 (2003: \$3,471,137) of these facilities had been utilised.

### NOTE 16 - Impacts of adopting the Australian equivalents to International Financial Reporting Standards (A-IFRS)

#### Management of the transition

In accordance with the Financial Reporting Council's strategic directive, the Society will be required to prepare financial statements that comply with Australian equivalents to International Financial Reporting Standards for the year ending 31 December 2005.

Accordingly, in 2004 the Society's Management Committee undertook to review the potential impact that A-IFRS would have on the Society's financial statements. The initial review revealed that there was unlikely to be any significant financial impacts on the Society as a result of the adoption of A-IFRS.

However, the following have been identified as the areas where changes to the Society's financial statements are possible:

#### a) Property, plant and equipment:

On transition to A-IFRS, the Society has several options in the determination of the cost of each tangible asset, and can elect to use the cost or fair value basis for measurement of each class of property, plant and equipment after transition. At the date of this report, the Society has not decided which options and measurement basis will be adopted and the likely impacts therefore can not be determined.

#### b) Impairment of assets:

Non-current assets are written down to recoverable amount when the asset's carrying amount exceeds recoverable amount. Historically, the Society has discounted cash flow in determining the recoverable amount of its non-current assets.

Under A-IFRS, both current and non-current assets, including property, plant and equipment are tested for impairment. In addition, A-IFRS has a more

prescriptive impairment test, and requires discounted cash flows to be used where value in use is used to assess recoverable amount. Consequently, on adoption of A-IFRS, a further impairment of certain assets may need to be recognised, thereby decreasing opening retained earnings and the carrying amount of assets. The Society has not yet determined the impact, if any, of any further impairment which may be required.

#### Going forward

The Society's Management Committee will continue to investigate the impact of A-IFRS on its financial statements over the next financial year and will, where it considers necessary, seek the advice of external consultants in regard to ensuring that the 2005 financial statements are in compliance with A-IFRS and that the transition to A-IFRS is managed appropriately.

# Independent Audit Report

## Scope

We have audited the financial report of Royal Agricultural Society of Western Australia for the financial year ended 31 December 2004 as set out on pages 10 to 16. The Councillors of the Society are responsible for the financial report. We have conducted an independent audit of the financial report in order to express an opinion on it to the members.

Our audit has been conducted in accordance with Australian Auditing Standards to provide reasonable assurance whether the financial report is free of material misstatement. Our procedures included examination, on a test basis, of evidence supporting the amounts and other disclosures in the financial report, and the evaluation of accounting policies and significant accounting estimates. These procedures have been undertaken to form an opinion whether, in all material respects, the financial report is presented fairly in accordance with Accounting Standards and other mandatory professional reporting requirements in Australia so as to present a view which is consistent with our understanding of the Society's financial position, the results of its operations and its cash flows.

The audit opinion expressed in this report has been formed on the above basis.

## Audit opinion

In our opinion, the financial report presents fairly in accordance with applicable Accounting Standards and other mandatory professional reporting requirements in Australia the financial position of Royal Agricultural Society of Western Australia as at 31 December 2004 and the results of its operations and its cash flows for the year then ended.

*Deloitte Touche Tohmatsu*

DELOITTE TOUCHE TOHMATSU

*Peter McIver*

Peter McIver  
Partner  
Chartered Accountants

Perth, 24 February 2005

# Council's Declaration

The council declares that:

- a) The attached financial statements and notes thereto comply with Accounting Standards;
- b) The attached financial statements and notes thereto give a true and fair view of the financial position and performance of the Society;
- c) In the Council's opinion there are reasonable grounds to believe that the society will be able to pay its debts as and when they become due and payable.

Signed in accordance with a resolution of the Council made pursuant to the constitution of the Society.

*David White*

On behalf of the council by  
David White, Treasurer

Perth, 24 February 2005



## ROYAL AGRICULTURAL SOCIETY OF WESTERN AUSTRALIA

Claremont Showgrounds  
Claremont, Western Australia  
PO Box 135, Claremont,  
Western Australia, 6910

Telephone: (08) 9384 1933  
Facsimile: (08) 9385 2396  
Email: [raswa@raswa.org.au](mailto:raswa@raswa.org.au)  
Web: [www.raswa.org.au](http://www.raswa.org.au)

# 2003 - 2004 Competitive Entries

SECTIONS	Entries	Animals	Entries	Animals
	03	03	04	04
<b>AGRICULTURAL ART</b>	<b>29</b>		<b>31</b>	
<b>ALPACA</b>	<b>197</b>	197	<b>170</b>	170
<b>ALPACA FLEECES</b>	<b>73</b>		<b>72</b>	
<b>AMATEUR WINE</b>	<b>52</b>		<b>47</b>	
<b>BAKERS BREAD &amp; PASTRY COOKING</b>	<b>602</b>		<b>658</b>	
<b>CATS</b>	<b>196</b>	234	<b>267</b>	291
<b>CAVIES</b>	<b>103</b>	103	<b>94</b>	94
<b>COMMERCIAL FRUIT WINE</b>	<b>44</b>		<b>21</b>	
<b>COOKERY</b>	<b>606</b>		<b>551</b>	
<b>CREATIVE CRAFTS</b>	<b>1337</b>		<b>947</b>	
<b>DAIRY PRODUCTS</b>	<b>355</b>		<b>337</b>	
<b>DISTRICT DISPLAY</b>	<b>9</b>		<b>9</b>	

## HORSES BREED

Andalusian/Part Bred Andalusian	60	22	44	25
Appaloosa	42	18	7	7
APSB Australian	26	23	55	32
APSB Highland	0	0	7	
APSB Shetland Pony	116	21	42	37
Arabian/Arabian Derivative	83	63	170	89
Aust Stock Horse	17	21	83	28
Aust Stud Saddle Pony	40	8	4	2
Australian Warmblood	1	17	15	15
Buckskin	12	19	32	15
Cleveland Bay	10	1	1	1
Clydesdale	19	7	16	15
Connemara	6	10	43	8
Friesian	36	5	6	6
Friesian Warmblood	15	14	6	1
Holsteiner	5	6	6	6
Miniature Horse	14	30	68	42
Miniature Pony	34	15	22	27
Morgan	1	5	0	0
Paint Horse	53	14	9	11
Palomino	17	17	22	9
Percheron	137	1	1	1
Pinto	32	22	93	41
Quarter Horse	87	17	10	12
Riding Pony	115	76	96	73
Standardbred	7	14	47	16
Thoroughbred	11	40	59	49
Welsh/Part Welsh	85	80	140	109
<b>TOTAL</b>	<b>1081</b>	586	<b>1104</b>	677

## HORSES IN ACTION

**1354**                      **1202**

## CATTLE - BEEF

Angus	43	60	56	39
Belgian Blue	0	0	0	0
Blonde d'Aquitane	12	11	22	19
Brahman	0	0	0	0
Braunvieh	1	1	5	5
Charolais	53	43	50	42
Dexter	33	30	49	42
Gelbvieh	14	12	23	17
Hereford	27	22	31	26
Limousin	60	43	61	37
Lowline	7	7	0	0
Main Anjou	10	8	28	27
Murray Grey	31	27	0	0
Poll Hereford	71	38	64	32
Red Angus	23	17	36	24
Red Poll	36	24	28	22
Salers	8	6	8	6
Simmental	83	36	78	45
Square Meater	9	8	8	7
<b>TOTAL</b>	<b>521</b>	393	<b>547</b>	390

SECTIONS	Entries	Animals	Entries	Animals
	03	03	04	04
<b>CATTLE-DAIRY</b>				
Ayreshire	4	4	2	2
Brown Swiss	12	12	13	13
Guernsey	0	0	0	0
Holstein Friesian	20	20	9	9
Illawarra	1	1	4	4
Jersey	38	35	34	32
<b>TOTAL</b>	<b>75</b>	72	<b>62</b>	60

## CATTLE-TRADE

Live Export Steers (Pen of 3)	10	33	6	18
Led Steers & Heifers	112	112	140	140
Prime Steers & Heifers	80	80	104	104
<b>TOTAL</b>	<b>202</b>	225	<b>250</b>	262

## DOGS

Breed Classes	1856	1856	1697	1697
Agility Teams	17	78	16	75
Obedience Trials	31	31	36	36
Agility Trials	89	89	102	102
Jumping Teams	17	79	16	74
Jumping Trials	89	89	104	104
<b>TOTAL</b>	<b>2099</b>	2222	<b>1971</b>	2088

## GOATS

BOER MEAT	70	65	68	66
ANGORA	54	39	22	21
DAIRY	110	106	52	52

## GOAT FIBRE FLEECES

MOHAIR	36		27	
--------	----	--	----	--

## OPEN ART EXHIBITION

**221**                      **249**

## PIGEONS

**584**                      **515**

## POULTRY

**755**                      **879**

## PHOTOGRAPHY

**1597**                      **1559**

## PRIME LAMB COMPETITION

**64**                      **41**

## RABBITS

**269**                      **160**

## SECONDARY SCHOOLS COMP.

**10**                      **15**

## SHEEP

Merino	321	294	313	279
British Breeds	208	197	221	155
Corriedale	72	59	66	57
Drysdale	10	9	0	0
Poll Dorset	276	227	278	218
Dorper	36	30	42	36
White Dorper	68	56	70	59
Damara	14	11	15	11
Prime SAMMS	102	83	80	65
Texel	54	47	57	42
White Suffolk	99	81	110	86
<b>TOTAL</b>	<b>1250</b>	1044	<b>1252</b>	1008

## SHEEP SHEARING

**59**                      **48**

## SHOW JUMPING

**225**                      **370**

## WINE

**2949**                      **2883**

## WOOD CHOPPING

**1097**                      **1396**

## WOOL

**243**                      **239**

## TOTAL ENTRIES

**18528**                      **18115**